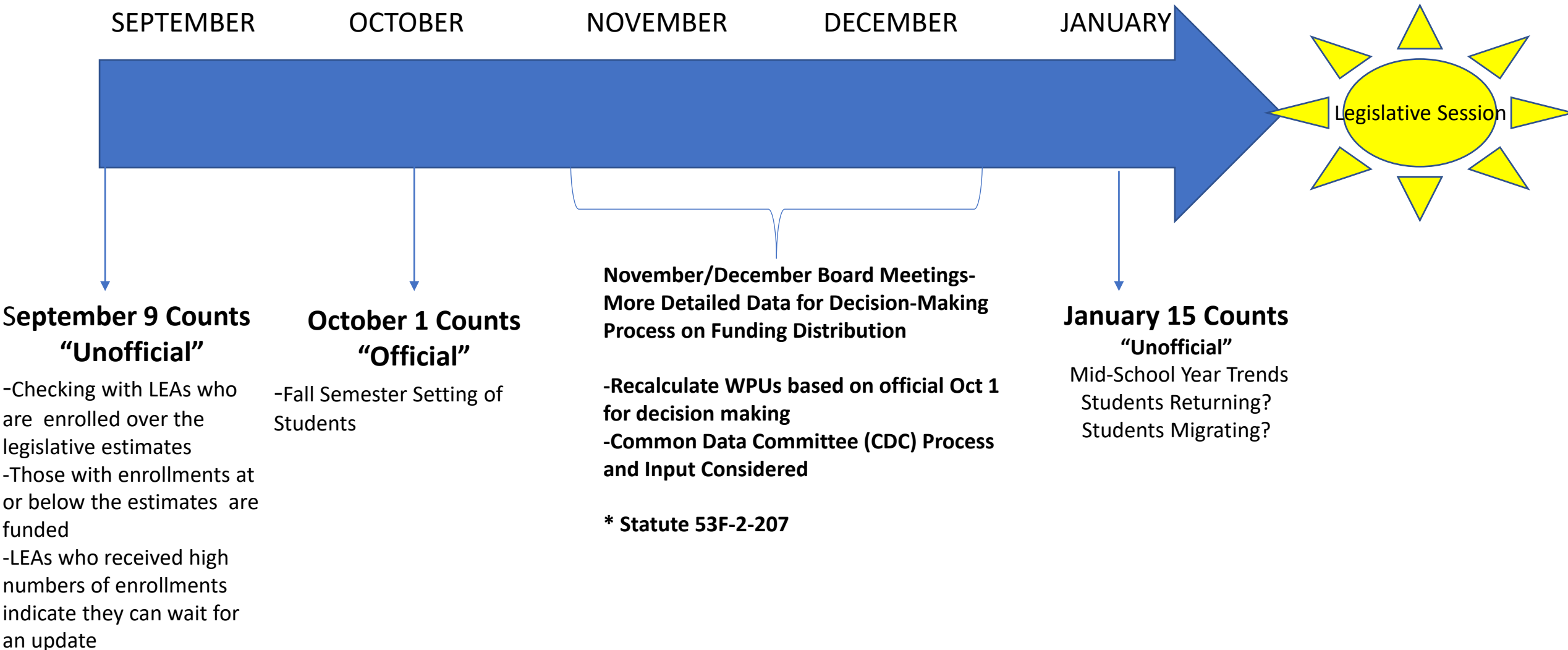


A decorative graphic featuring a horizontal grey line. On the left side of the line is a large blue sphere. On the right side, three white spheres are stacked vertically. Below the line, a smaller blue sphere is positioned centrally.

October 1 Funding Enrollment Counts

Utah Districts and Charter Schools-2020-2021 School Year

Timeline



Key Considerations

- Determine the gap between actual growth and projected growth
- Determine the reasons for the reduction of growth (i.e. less moving into the state, more going into home school)
- Determine where students came from into the online programs/enrollments (i.e. charter to charter online program, district to charter online program, or district to district online program)
- Monitor conditions related to the COVID-19 numbers surge

	Oct 1, 2020 K-12 Count	Oct 1, 2019 K-12 Count	Oct 1, 2019 to Oct 1, 2020 K-12 Difference	Oct 1, 2019 to Oct 1, 2020 K-12 Percent Difference
Charter	79,255	77,630	1,625	2.1%
District	587,354	589,773	-2,419	-0.4%
USDB	185	176	9	5.1%
State*	666,609	667,403	-794	-0.1%

K-12 Student Count: Comparison of Oct 1, 2020 with Oct 1, 2019

- USDB = Utah Schools for the Deaf and Blind
- *State total is excluding USDB

	Oct 1, 2020 K-12 Count	CDC Estimate of Oct 1, 2020 K-12 Count	Oct 1, 2020 Difference from CDC Estimate	Oct 1, 2020 Percent Difference from CDC Estimate
Charter	79,255	79,632	-377	-0.5%
District	587,354	595,160	-7,806	-1.3%
State*	666,609	674,792	-8,183	-1.2%

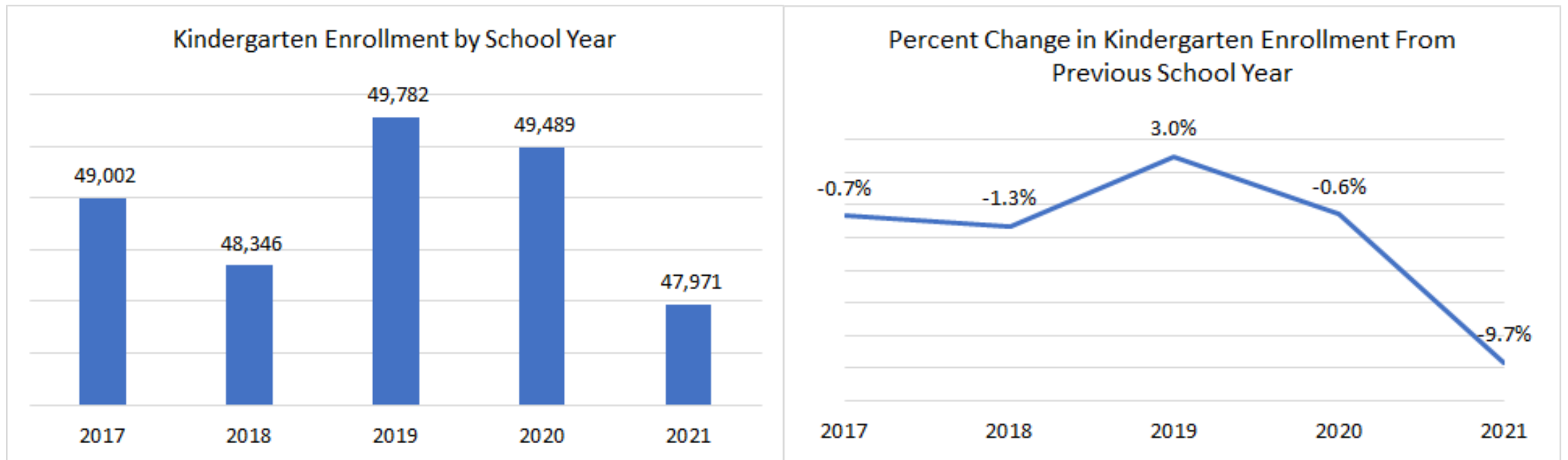
K-12 Student Count: Comparison of Oct 1, 2020 Actual with Projected

- CDC = Common Data Committee
- *State total is excluding USB

October 1 Enrollment Trends: Kindergarten Enrollment*

There was a notable decrease in Kindergarten enrollment (1,518) from SY 2020 to SY 2021.

Kindergarten enrollment has had slight decreases in most of the recent five school years, but the decrease in SY 2021 (9.7%) was much larger.



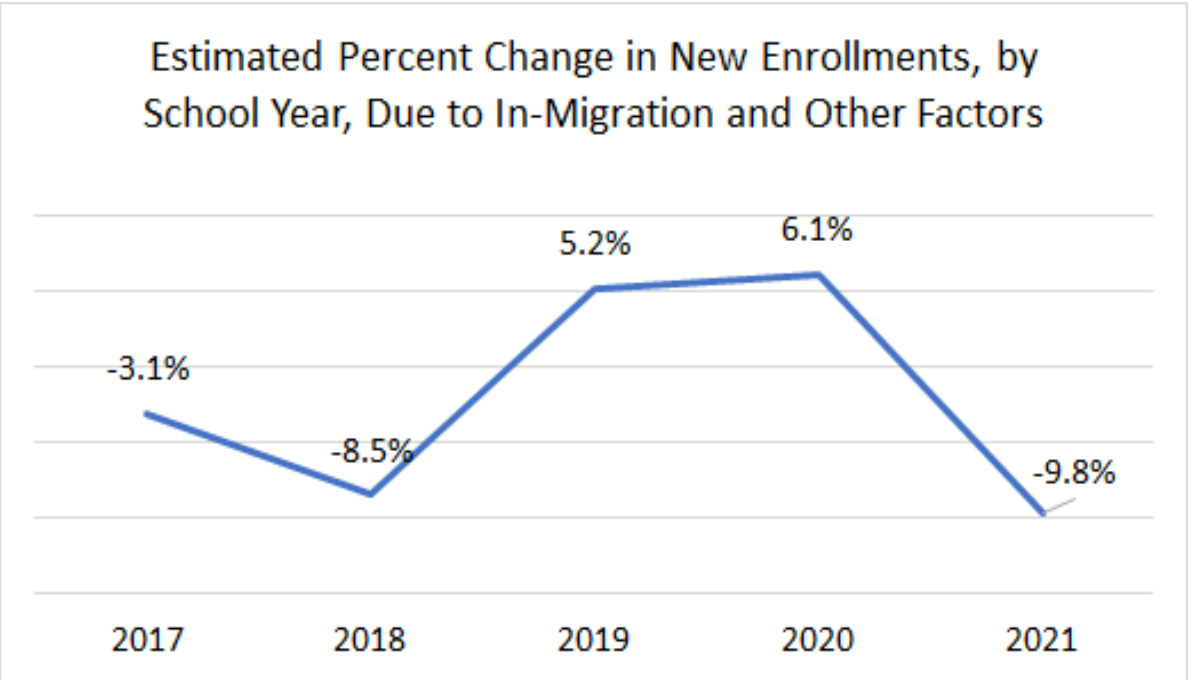
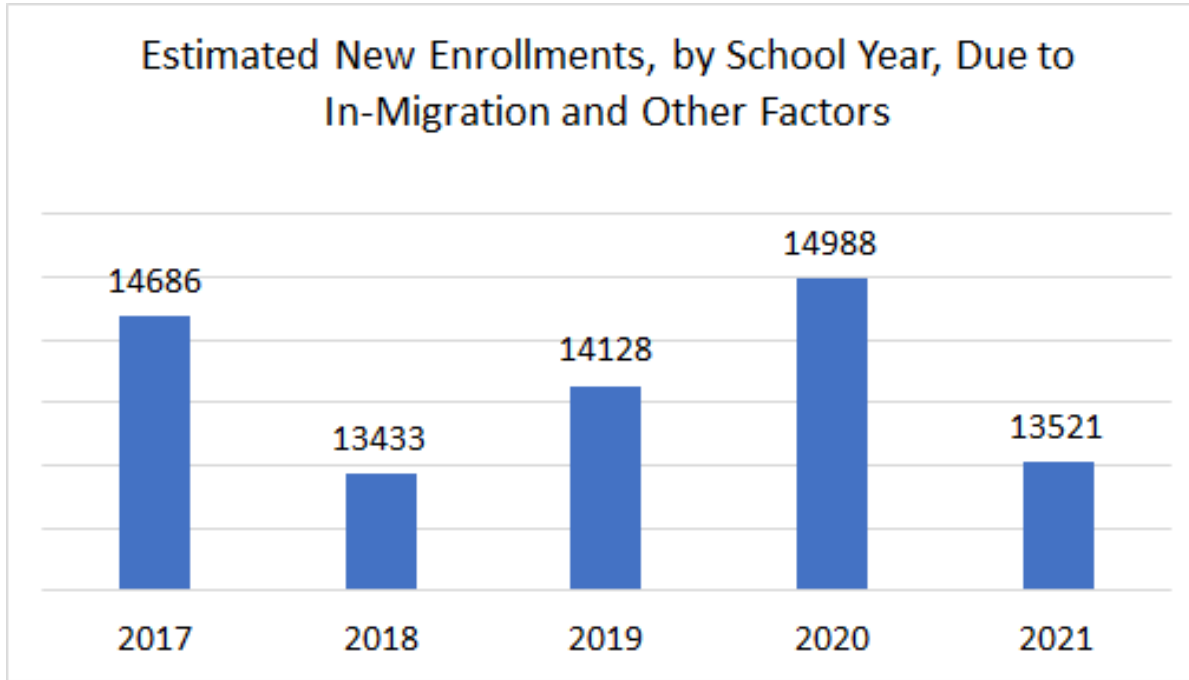
*Updated with data from the Oct 1 SY 2021 data submission

October 1 Enrollment Trends:

Estimated New Enrollments Due to In-Migration and Other Factors*

New enrollments decreased by 1,467 in SY 2021 compared to SY 2020.

It is normal for new enrollment counts to fluctuate. This year's decrease in new enrollment (9.8%) is similar to the decrease in new enrollment from 2017 to 2018.

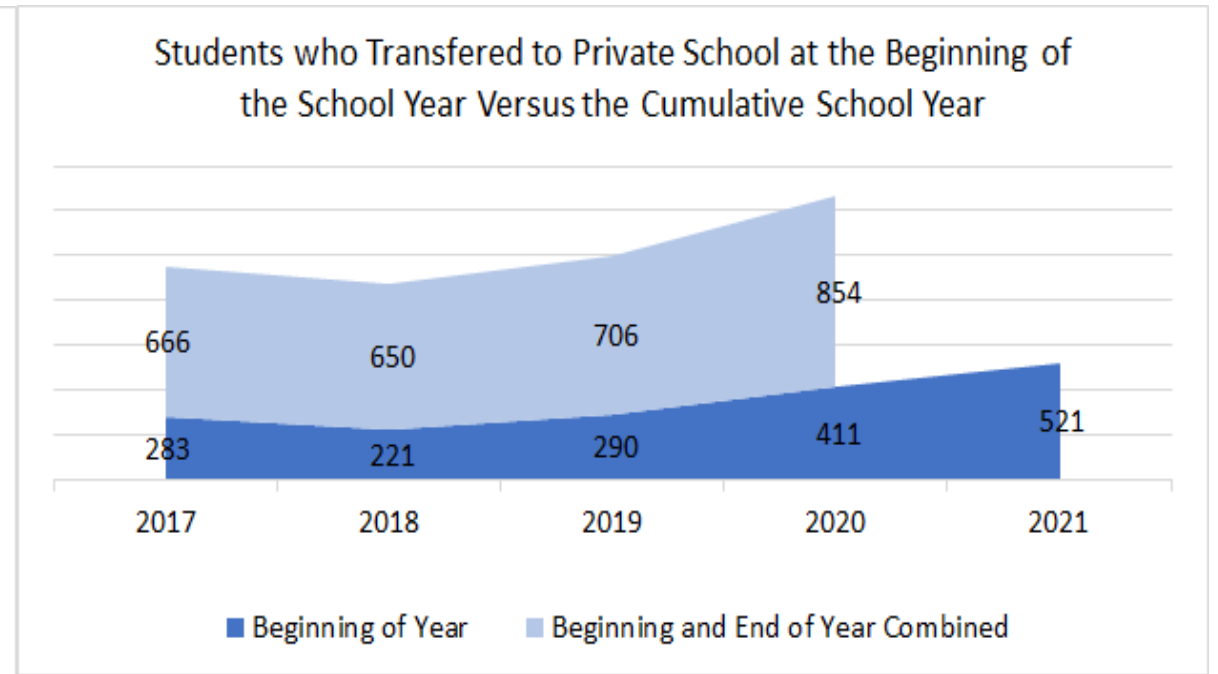
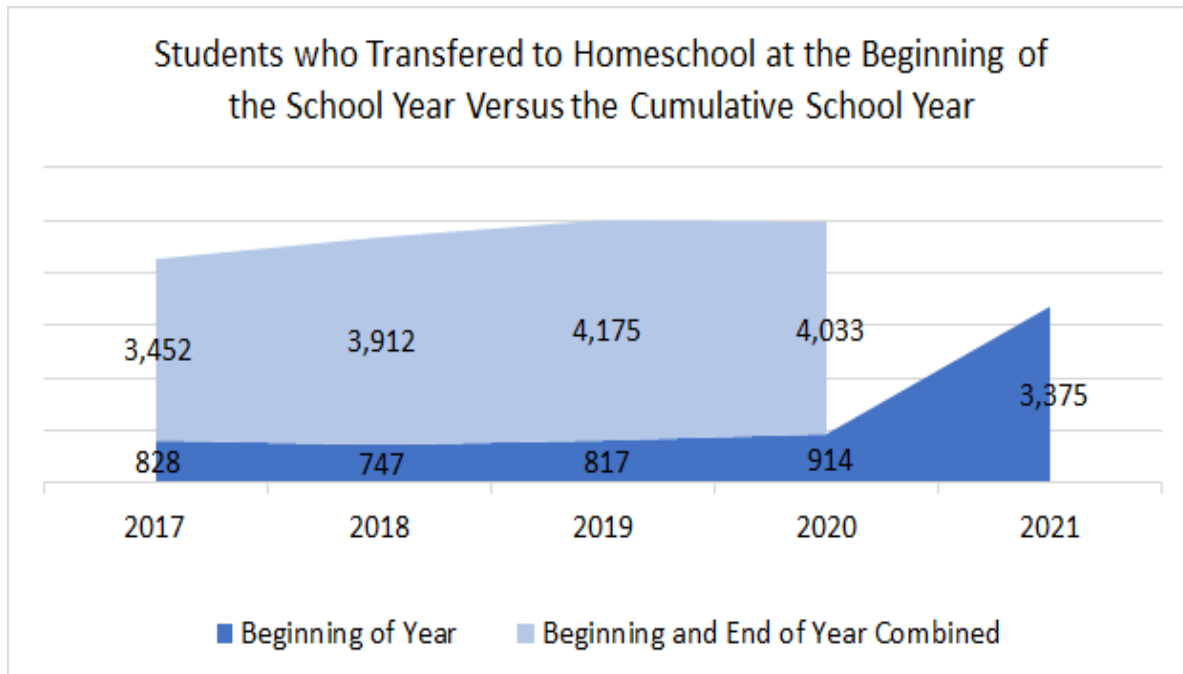


*Counts are of students whose first enrollment in a Utah public school was **in first grade or higher**. Additionally, counts only include students who first **enrolled by October 1 of the school year**. The reason they did not start in Pre-K or Kindergarten could be that they were previously living out of state or country, were withheld from kindergarten, or were homeschooled or attended a private school.

October 1 Enrollment Trends: Homeschool and Private School*

The number of students who transferred to homeschool more than tripled in beginning of year SY 2021 compared with the previous year.

The number of students who transferred to private school increased by 25% in beginning of year SY 2021 compared with the previous year.

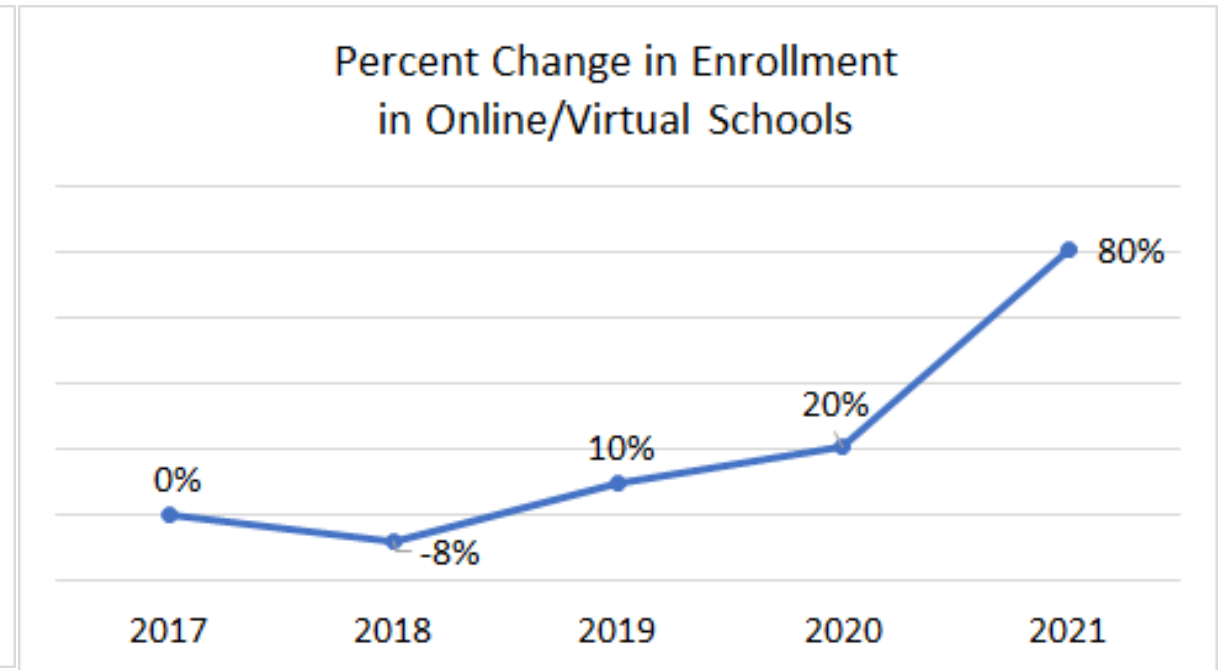
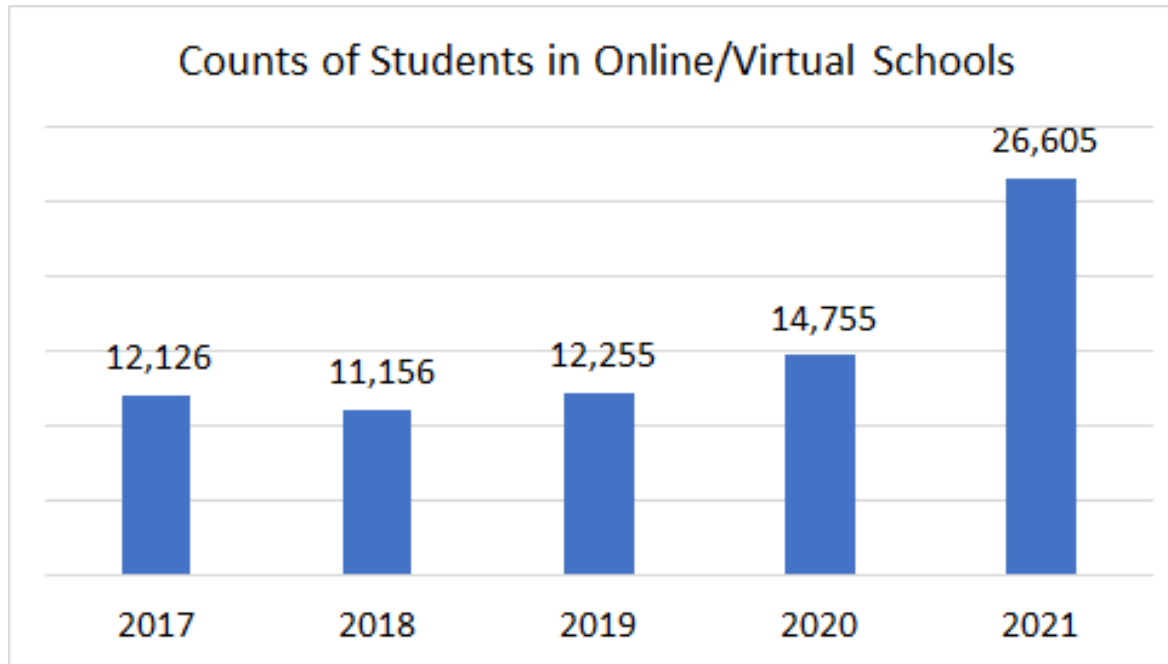


*Updated with data from the Oct 1 SY 2021 data submission

October 1 Enrollment Trends: Online and Virtual Schools*

There was a notable increase in students enrolled in Online and Virtual Schools (11,850) in SY 2021.

This equates to a single year increase of 80% in Online and Virtual school enrollment in SY 2021 as compared with SY 2020.



**Updated with data from the Oct 1 SY 2021 data submission*

Statute

Effective 5/14/2019

53F-2-207. Loss in student enrollment -- Board action.

To avoid penalizing a school district financially for an excessive loss in student enrollment due to factors beyond its control, the state board may allow a percentage increase in units otherwise allowable during any year when a school district's average daily membership drops more than 4% below the average for the highest two of the preceding three years in the school district.

Amended by Chapter 186, 2019 General Session

Questions for October 1 Board Meeting

Timeline

