

1

Report on Water Operations

- 2024 Annual Operating Plan Timeline
- 2024 CAP Delivery Supply Outlook Current Assumptions
- 2024 CAP Delivery Supply Outlook
- 2024 Annual Water Users Meting
- Report on 2023 Operations
- Recharge Update
- Summer Outage

2 | Outlook on 2024 CAP Delivery Supply and Report on 2023 Water Operations

2

CAP Annual Operating Plan Timeline

CAP Rate Letter Schedule Request	Jul 14, 2023
August 24 Month Study	Aug, 15 2023
Annual Water Users Briefing	Aug 23, 2023
Water Delivery Requests	Oct 1, 2023
Final Water Schedules	Nov 15, 2023

3 | Outlook on 2024 CAP Delivery Supply and Report on 2023 Water Operations



3

CAP Delivery Supply Outlook Current Assumptions

2024 Tier 1 Shortage Condition

1,664,675 AF Colorado River Supply Normal Year (TBD)

“Available CAP Supply” determination by Reclamation

50,000 Lake Pleasant Base Supply (TBD)

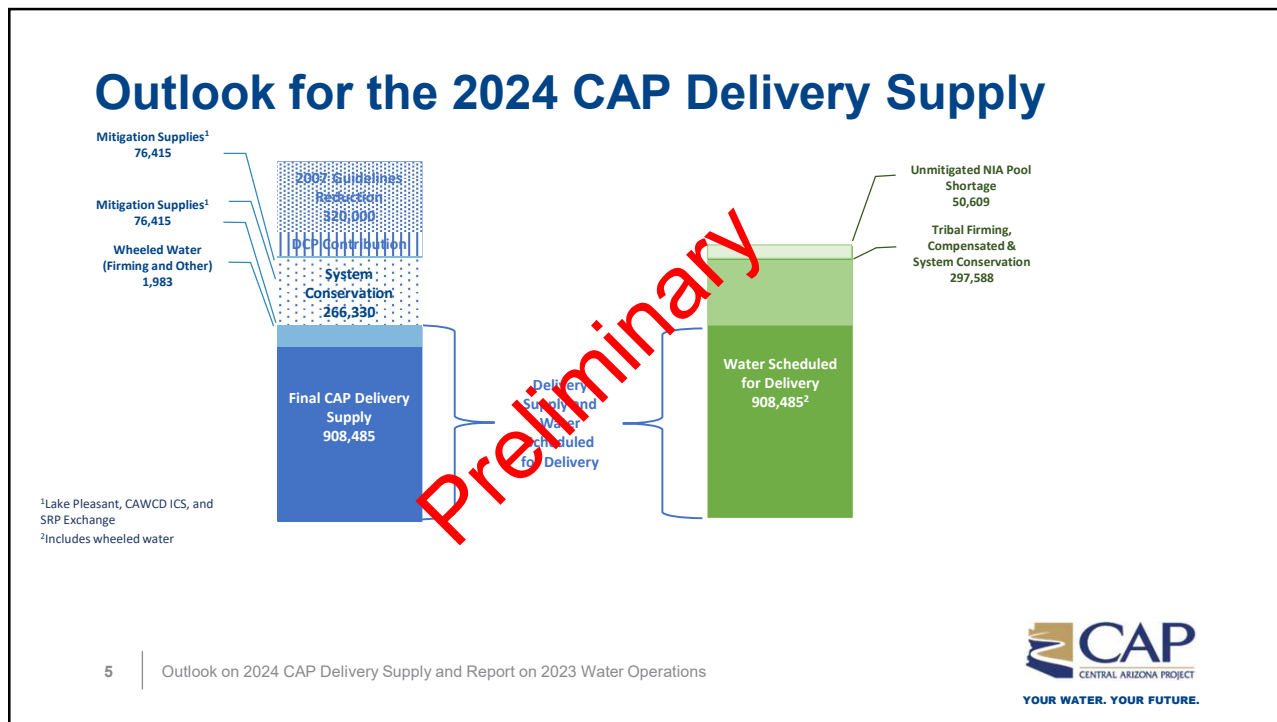
Mitigation per DCP Agreements

10,000 AF SRP DCP Exchange

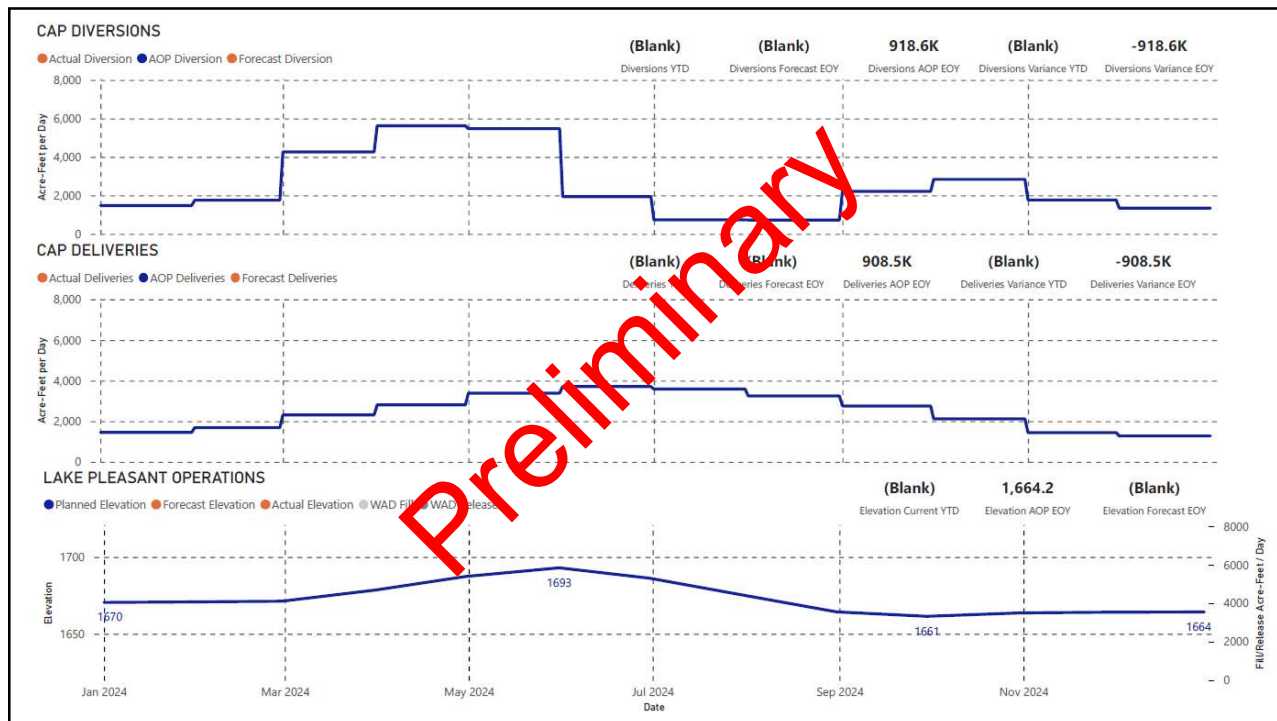
4 | Outlook on 2024 CAP Delivery Supply and Report on 2023 Water Operations



4



5



6



ANNUAL WATERS USERS BRIEFING

- 1. Welcome
- 2. 2023 Water Conservation and Rate Reconciliation Impact
- 3. 2024 Colorado River Update
- 4. Outlook for the 2024 CAP Delivery Supply
- 5. 2024 CAP Shortage, Mitigation and Conservation
- 6. System Use Agreement / Wheeling
- 7. Break
- 8. Water Quality/Biology Report and Plans
- 9. 2024 Maintenance Operations
- 10. 2024 Capital Improvement Program Update
- 11. 2024 CAP Energy Outlook
- 12. Discussion
- 13. Closing



7 | Outlook on 2024 CAP Delivery Supply and Report on 2023 Water Operations
YOUR WATER. YOUR FUTURE.

7

2023 Report on Operations

Schedule Reductions for the ICS Preservation Program and LC Conservation Program total 311,703 Acre-Feet

Wheeling of Town of Queen Creek Water in June

Diversions and Deliveries

Summer Outage June 19th through August 31st

Recharge Operations

8 | Outlook on 2024 CAP Delivery Supply and Report on 2023 Water Operations



8

ICS Preservation Program Schedule Reductions

	2023 Conservation Agreement	2023 Schedule Reduction
CAWCD/ADWR ICS Preservation Program		
Apache Junction Domestic Water Improvement District	999	999
Central Arizona Groundwater Replenishment District	10,639	10,639
EPCOR	12,772	12,772
City of Mesa	1,300	1,300
Town of Queen Creek	3,617	3,617
Copper World	843	843
City of Scottsdale	2,479	2,479
Salt River Project	1,620	1,620
City of Surprise	3,249	3,249
Freeport	4,258	4,258
TOTAL	41,776	41,776

9 | Outlook on 2024 CAP Delivery Supply and Report on 2023 Water Operations



9

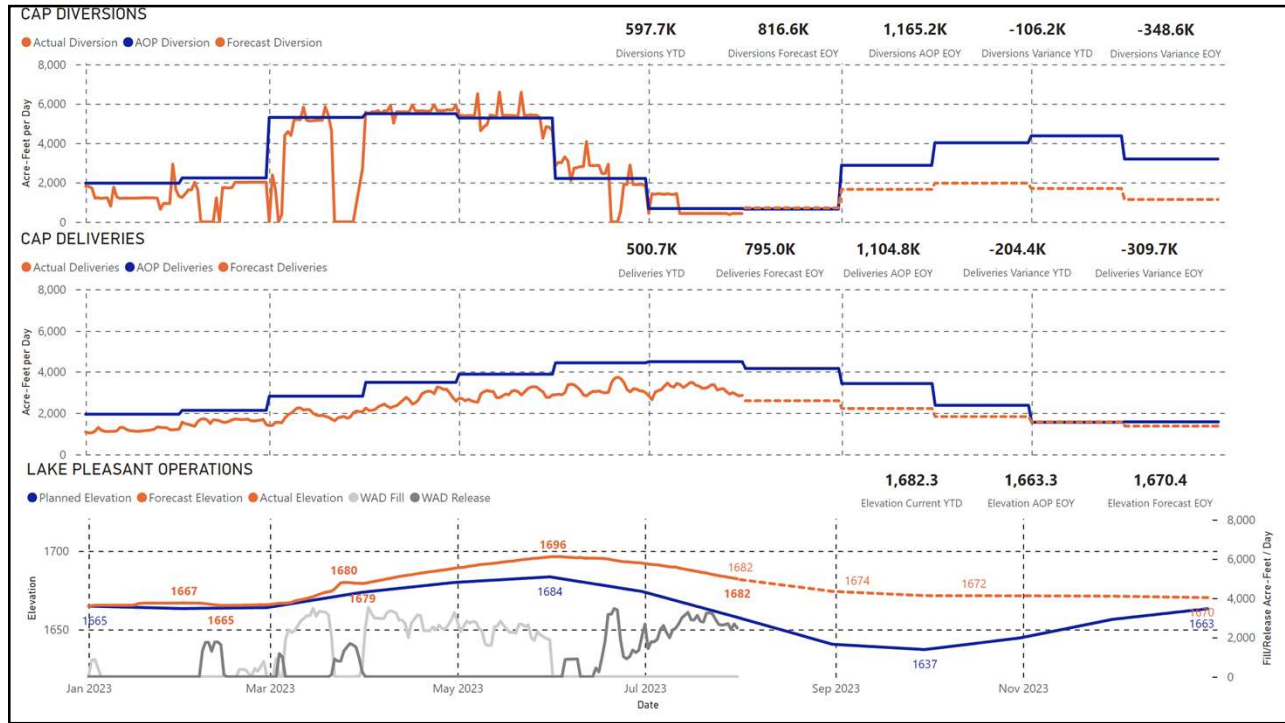
LC Conservation Schedule Reductions

	2023 Conservation Agreement	2023 Schedule Reduction
Federal Funded CAP Subcontractor Conservation Agreements		
City of Glendale	7,000	7,000
City of Peoria	7,200	7,200
City of Phoenix	50,000	50,000
City of Scottsdale	7,000	7,000
Town of Gilbert	1,200	1,200
Metropolitan Domestic Water Improvement District	5,000	5,000
ASARCO LLC	14,000	14,000
City of Tucson	50,000	50,000
SUBTOTAL	141,400	141,400
Federal Funded Tribal CAP Contractor Conservation Agreements		
San Carlos Apache Tribe	23,275	23,275
Fort McDowell Yavapai Nation	13,933	13,933
Gila River Indian Community	125,000	91,319
SUBTOTAL	162,013	128,527
TOTAL	303,413	269,927

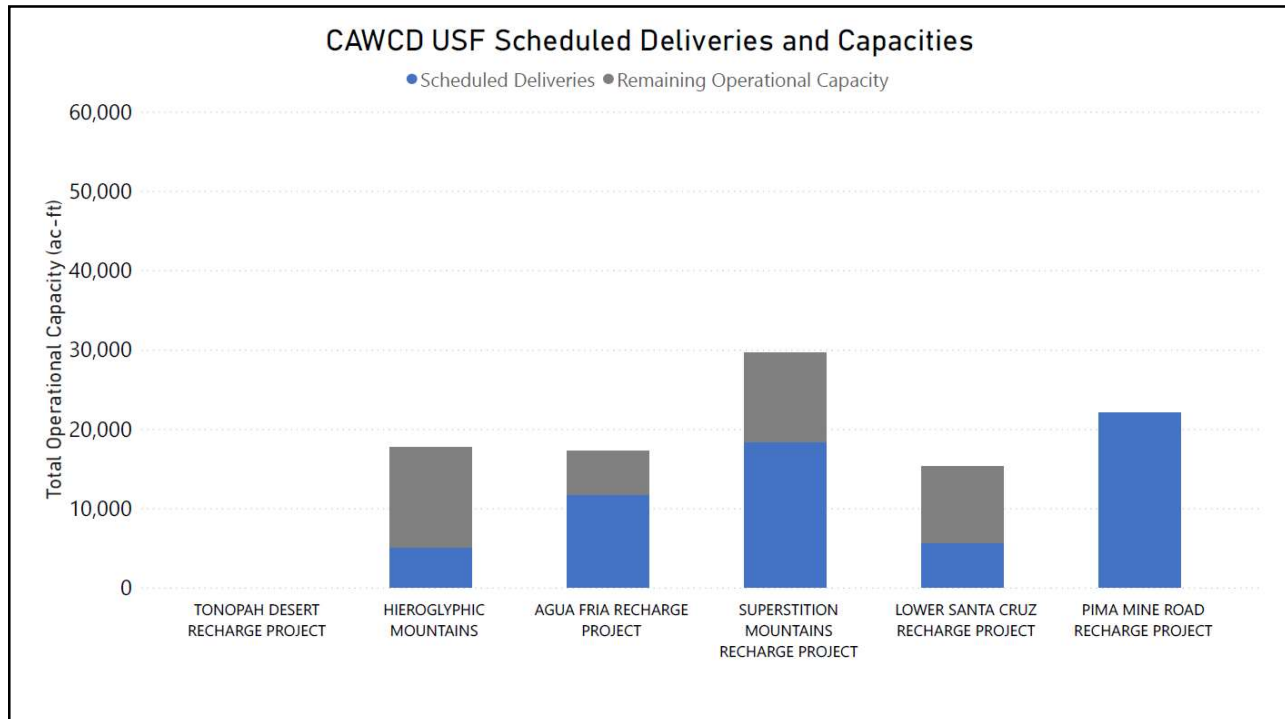
10 | Outlook on 2024 CAP Delivery Supply and Report on 2023 Water Operations



10



11



12

Summer Outage June 19th – Aug 31st



Hassayampa Unit 4 Overhaul



Mark Wilmer PP Fire Protection



Mark Wilmer Suction Tube Reline

13 | Outlook on 2024 CAP Delivery Supply and Report on 2023 Water Operations



Summer Outage June 19th – Aug 31st



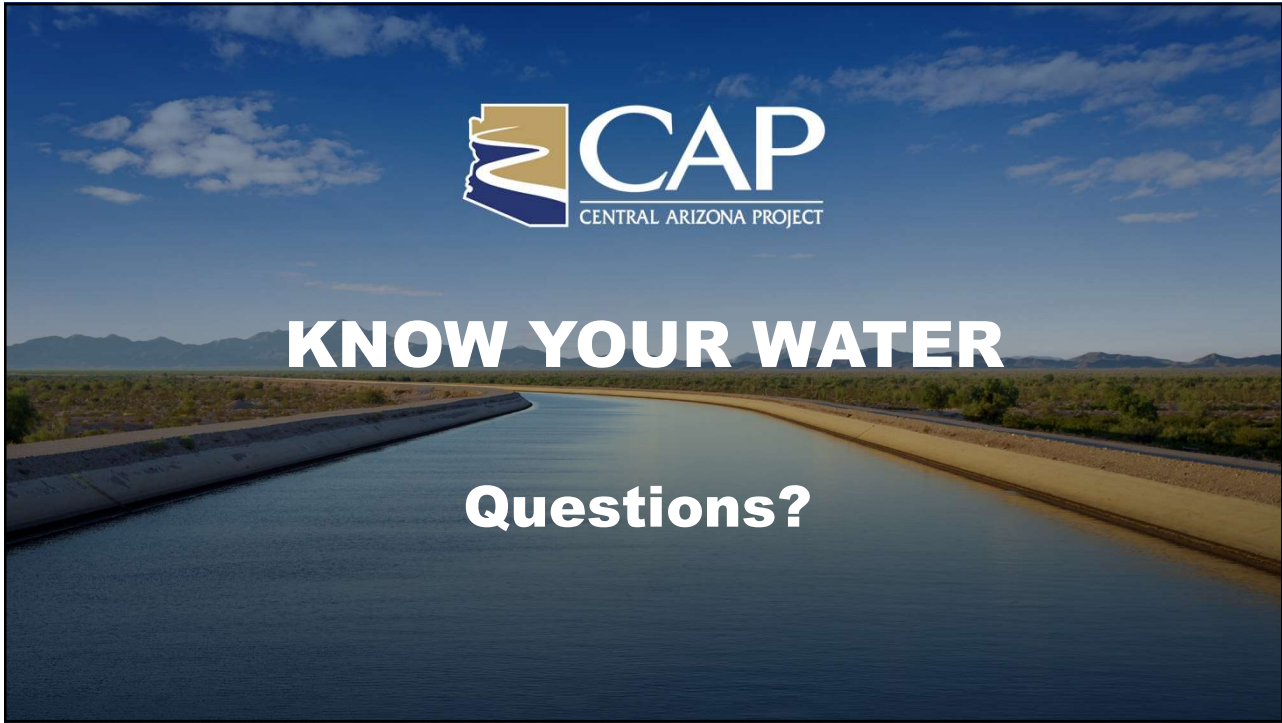
Hassayampa Unit 3 Discharge Valve



Waddell Unit 1 Overhaul

14 | Outlook on 2024 CAP Delivery Supply and Report on 2023 Water Operations





KNOW YOUR WATER

Questions?